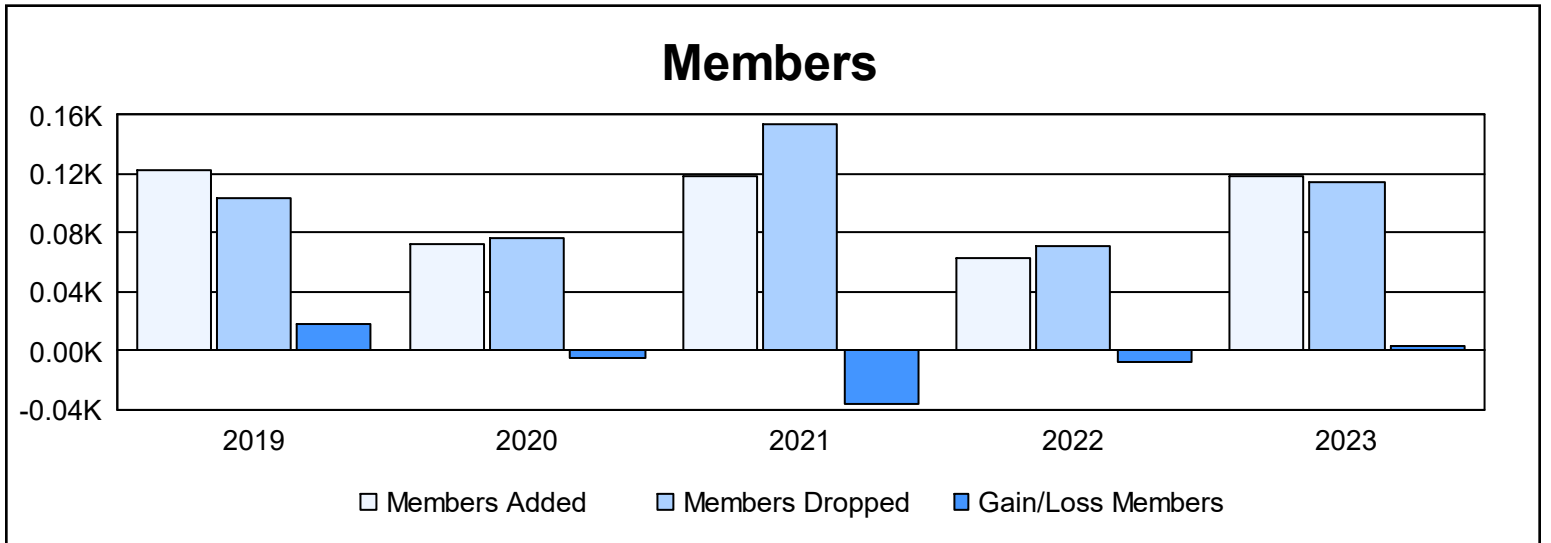
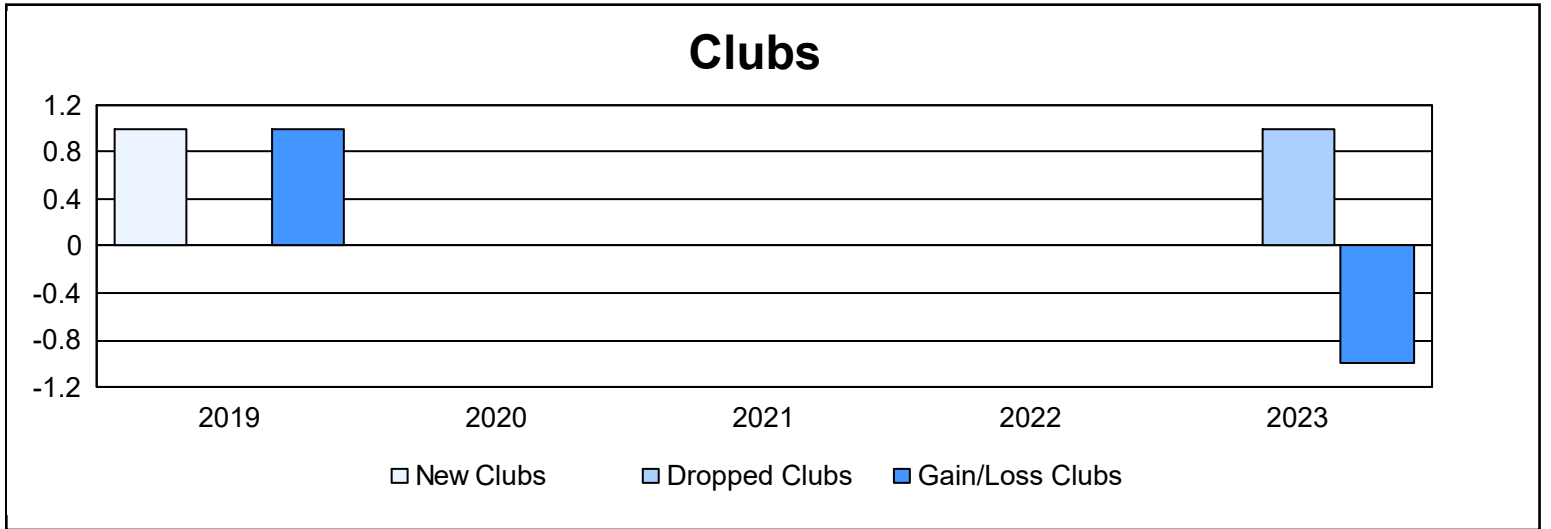
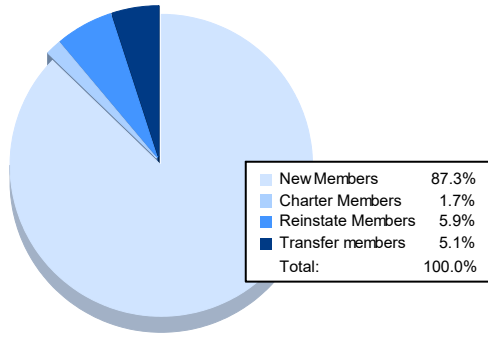


| Year | New Clubs | Dropped Clubs | Gain/ Loss Clubs | New Members | Charter Members | Reinstate Members | Transfer Members | Total Member Added | Total Members Dropped | Gain/ Loss Members |
|----------------|-----------|---------------|------------------|-------------|-----------------|-------------------|------------------|--------------------|-----------------------|--------------------|
| 2018-2019 | 1 | 0 | 1 | 90 | 26 | 2 | 4 | 122 | 104 | 18 |
| 2019-2020 | 0 | 0 | 0 | 70 | 1 | 0 | 1 | 72 | 77 | -5 |
| 2020-2021 | 0 | 0 | 0 | 30 | 10 | 78 | 0 | 118 | 154 | -36 |
| 2021-2022 | 0 | 0 | 0 | 62 | 0 | 0 | 1 | 63 | 71 | -8 |
| 2022-2023 | 0 | 1 | -1 | 103 | 2 | 7 | 6 | 118 | 115 | 3 |
| Average | 0 | 0 | 0 | 71 | 8 | 17 | 2 | 99 | 104 | -6 |



Membership Composition June 2023 Cumulative



Gender Composition June 2023 Cumulative

